
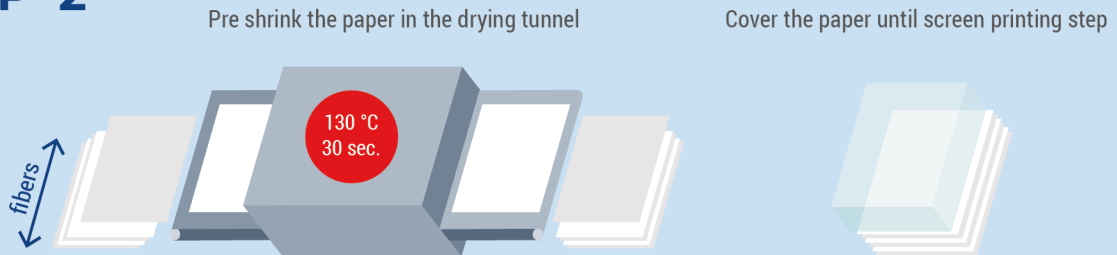


# SCREEN PRINTING HOT PEEL TRANSFER

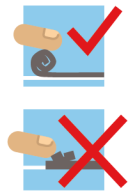
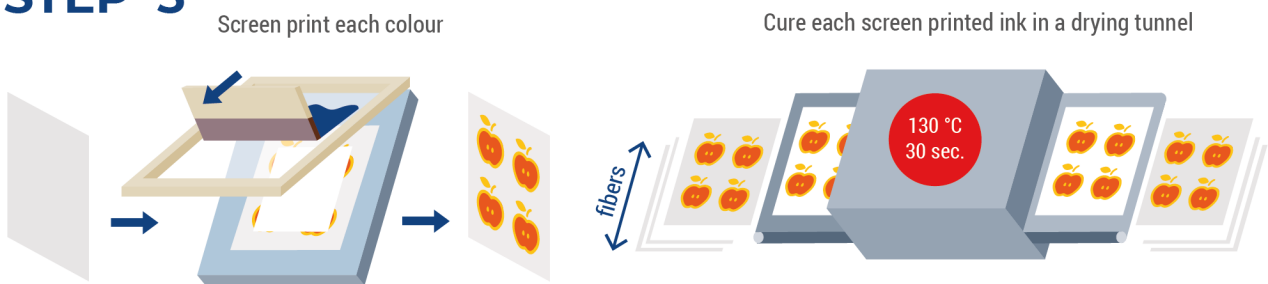
## STEP 1




## STEP 2



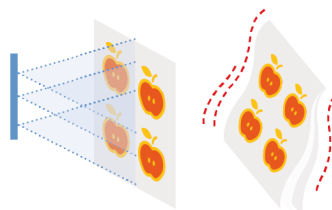
## STEP 3



Make a rolling test to check if the curing is ok



To avoid miss registering, cover the printed sheets, in between each printed colour



To enhance washing resistance:  
After the last colour, and just prior entering in the drying tunnel, spray adhesive powder.  
Remove excess of powder by shaking



Cut and wrap the printed sheets in a sealed plastic bag

## STEP 4

Heat press the design on the garment within 6 months after printing



Hot split inks:  
180-185°C / 355-365°F  
2.5-3.0 bars / 35-45 psi  
8-10 seconds

Puff inks:  
180-185°C / 355-365°F  
2.0-2.5 bars / 30-35 psi  
8-10 seconds

Hot Peel